



Will Fightfire

Activity book on prevention

Fun, interactive and educational



YOUR SAFETY INFORMATION



Your name : _____

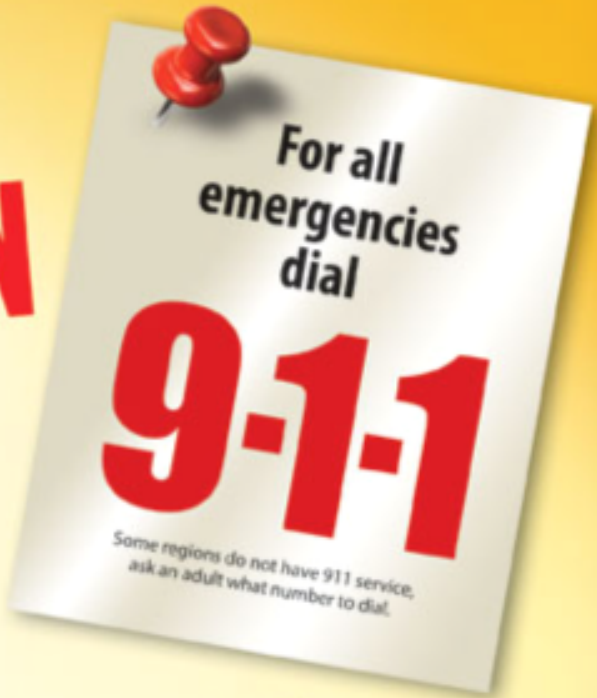
Your age : _____

Your address : _____

Your telephone number : _____

Your parents names :

Your parents
cellular number :



Your Fire Safety Service

ISBN - 978-2-923994-37-6

The clever inspector

Are you a good inspector?

Help Will Fightfire find all the hidden objects in the book.



See solutions on page 18.

A bit of COLOUR


Colour the drawing by matching the colours according to the legend.

Y = Yellow R = Red G = Grey O = Orange S = Skin colour OG = Olive green



Complete the DRAWING

Enjoy completing the fire hydrant by copying the proportions in the squares.



Did you know?

Fire needs heat, something to burn and air in order to start a fire.

When firefighters put water on the fire, the flames get so hot that the water evaporates and deprives the fire of air.

Firefighters are our friends!

Firefighters are special community helpers. They help people of all ages during different types of emergencies.

Always remember a firefighter is your friend!



Boyd

Find the DIFFERENCES

Each column shows you the steps to follow if your clothes catch on fire. In each column there are two identical drawings. Circle the one that is different from the others.

Don't forget!
If your clothes catch on fire, stay calm... STOP, DROP and ROLL on the ground while protecting your face with your hands.

1 STOP



2 DROP



3 ROLL





Notice to parents

Sometimes the "smoke alarm" will ring when there is not a fire. Perhaps it is not installed in the right place or maybe its defective. Never take the batteries out!

Your smoke alarm has an average life of ten years.

(or according to the manufacturer's guide)
It remains your ONE and ONLY protection in case of fire! There are many different types of devices, ask your fire department for advice.

When the smoke alarm rings, get outside quickly!

The smoke alarm is like a firefighter that protects and ensures your safety day and night. Remind your parents to change the batteries at least once a year.

Hidden Words

Use the list below and find those words all related to fire prevention.
Circle them and discover the hidden word.



S	T	A	T	I	O	N	O	I	T	U	A	C
B	N	O	T	I	C	E	K	D	R	L	E	C
F	R	S	C	H	O	O	L	S	L	L	S	A
L	H	A	S	M	O	K	E	E	I	O	U	L
A	A	O	V	W	Y	I	T	Y	F	R	O	M
M	O	U	S	E	R	W	M	L	R	I	H	E
E	S	P	F	E	C	A	R	I	S	R	X	A
S	I	A	T	H	P	T	A	M	T	O	R	H
T	S	T	E	I	E	E	L	A	O	O	I	E
A	A	R	O	R	X	R	A	F	P	M	N	L
B	E	E	I	H	R	E	D	D	A	L	G	P
L	P	F	L	A	Y	T	I	R	U	C	E	S
E	N	S	M	O	K	E	A	L	A	R	M	S

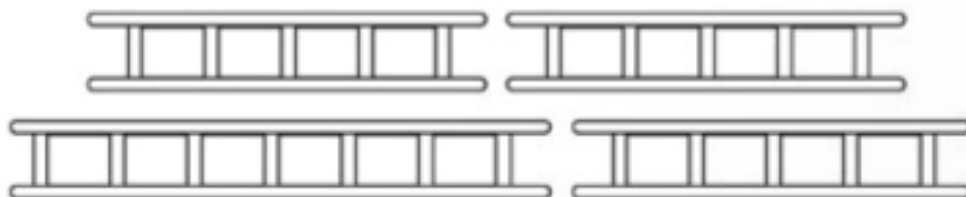
ABLE
ALARM
BATTERIES
BRAVE
CALM
CAUTION
EXIT

FAMILY
FIRE
FIX
FLAMES
HELP
HERE
HOSE

HOT
HOUSE
LADDER
NOTICE
RISK
RING
ROLL

ROOM
SAFE
SCHOOL
SECURITY
SMOKE
SMOKE ALARMS
STATION

STOP
TELL
TIPS
WATER



SOLUTION (18 letters)



See solutions on page 18.

In Case

What should

Think safety!

Here are
a few tips to
stay safe.

**If the smoke alarm rings:
Stay calm, go outside quickly
and don't go back inside!**

Choose a meeting place with the
members of your family

Write it here: _____

Smoke alarm...
At least one per floor!
And don't forget!
Change your
batteries yearly.



Generally, there's
more smoke than fire.
It's very toxic.
Crawl underneath the
smoke and avoid
inhaling it.



If there's too
much smoke and you
can't leave your room,
close the door, and let
your presence
be known.

Detach your escape plan

of Fire...

What should be done?

Draw your escape plan
and practice it often
with your family

For all
emergencies
dial

9-1-1

If your clothing
catches on fire, stop,
drop and roll!
Protect your face
with your hands.



CAREFUL!

Even a small
flame can turn
into a
major fire...



Tell an
adult if you
find one of these
objects!

plan and display it!

Spot the DANGERS

Find identical pairs and colour them the same. (two by two).
Pay attention to the remaining objects, they could cause you injuries!



Write the 4 objects
you found here.

- 1 _____
- 2 _____
- 3 _____
- 4 _____

CAUTION!

In the kitchen and elsewhere in the house, certain appliances and objects can get very hot when they are on. These could cause injury or even a fire.

Stay away from what could hurt you!
If you burn yourself, run cold water on your burn and tell an adult immediately.



See solutions on page 18.

The Firefighter Unmasked

**Do you
recognize me?
It's me Will!**

You should not be
afraid of me.
I am here to help
you in case of a fire.



The firefighter
needs special
equipment in order
to protect themselves
against smoke
and flames.

They need protective
coats, pants, boots,
helmet and gloves.
Their suit must be
fireproof as well as
waterproof.

In order to protect
their lungs against smoke
and fire, the firefighter
needs a breathing
apparatus. That device
is connected to their
mask and sends
them pure air.

Crossed Ladders



Become an inspector in fire prevention. Check this list with your parents and make sure there are no risks for you and your family.

Get a parent to sign once it is completed.



See solutions on page 18.

HORIZONTAL LADDERS

6. All of the smoke (**MSLARA**) have been tested by an adult. If they are more than ten years, they need to be replaced.
7. The (**ERRDY**) filter must be clean and clear of all lint.
8. When a cooking appliance is used in the (**ENTIKCH**), the presence of an adult is required.
9. Is there a carbon (**ONOXMIDE**) alarm in the home?
10. The (**LECRTICE**) lines must be in good condition and no damage.

My **INSPECTION**
in 8 points!

VERTICAL LADDERS

1. Are the (**TETBARIES**) in the smoke alarm changed? They need to be changed every time we change the time during the year.
2. The (**YEMCHIN**) has been inspected and cleaned recently.
3. It is a good idea to have a portable (**GUEISRHEXTIN**) in your home.
4. Make sure the (**UCRTASIN**) are not against the electric heater. (radiator)
5. Insure all exits are (**RECLA**) and in order.



*Unattended cooking is the main cause of fires in the home.
The smoke alarm remains the safest way
to save your life as well as your loved ones.*

Parent's signature

Sudoku

Fill in the following chart with numbers from 1 to 4. Pay attention!
Each number must appear on each line and column only once.

	2	3	
3			
			1
	1	4	


	4		1
		2	
	3		
4		1	

ON ALL FOURS!

Fire has toxic fumes that can accumulate on the ceiling, which is why you need to crawl on all fours so you are only breathing in the clean air and you can quickly find your way out!



Be ready!



Here are the steps to follow when the alarm rings.

- 1) Stop immediately what you are doing.
- 2) Help the ones designated by your teacher.
- 3) Calmly make sure you get in a line and listen to your teacher's instructions.
- 4) Walk, do not run, in the hallway and make sure to hold the handrail so you do not fall.
- 5) Stay with your teacher. **Never go back inside your school.**
- 6) Join the meeting place and make sure to answer your teacher when they call your name.

Indicate **HERE**
the meeting place designated
by your teacher.

Your meeting place at school

Funny FIRE STATION



Answer the following math questions.
Write your answer in the five designated spaces
and check your answers on page 18 to see how you did.

- 1** In the fire station there are 11 sets of firefighting clothing consisting of 1 pair of boots per set of clothing.
How many boots are there in all?
- 2** The fire chief is preparing his training plan, 18 firefighters are present for the exercise. There are only 13 air cylinders available.
How many of them will need to borrow one for the training?
- 3** A firefighter team has 23 firefighters, 5 of them are on holidays.
How many are left if two volunteer fire fighters are willing to join the team?
- 4** In the city of Safetytown, they are total of 55 hydrants. 45 of them are working perfectly.
How many hydrants will need to be repaired?
- 5** During the first fire exercise, the firefighters took 15 minutes to control the flames. During the second one, it took 3 minutes less than the first one.
How much time did it take in all to control the fire during both of these exercise sessions?

Game Solutions

The clever inspector (page 3)

Truck (page 8) Hose (page 12) Helmet (page 14) Boot (page 6)
Mask (page 13) Telephone (page 17) Fire-hydrant (page 4) flame (page 16)
Extinguisher (page 3) Fire detector (page 15) Dalmatian (page 6)

Find the differences (page 7)

1) B 2) A 3) C

Hidden Words (page 9)

Draw your escape plan

Spot the dangers (page 12)

The 4 remaining objects are: the candle, the cooking pot, the matches and the iron.

Crossed Ladders (page 14)

Vertical Ladders: 1) Batteries 2) Chimney

3) Extinguisher 4) Curtains 5) Clear

Horizontal Ladders: 6) Alarms 7) Dryer

8) Kitchen 9) Monoxide 10) Electric

Sudoku (page 15)

1	2	3	4	2	4	3	1
3	4	1	2	3	1	2	4
4	3	2	1	1	3	4	2
2	1	4	3	4	2	1	3

Funny Fire Station (page 17)

1) 22 2) 5 3) 20 4) 10 5) 27

**For more information
or to receive personalized advice,
don't hesitate to contact the
Fire & Emergency Services
of your Municipality.**

Activities colouring book:

"Safety and Security with Will Fightfire 2nd edition"

All reproductions full or partial, in any shape or form,
whether it be text, illustrations or any drawings
included in the present work are exclusively the property
of EPM Edition, and are expressly prohibited.

Created and Printed in Canada.

EPM Edition

Marilou Nakich, Redaction / Project Officer

Guy Rondeau, Illustration / Art Director

www.editionspetitemine.com

Office : 450 741-7312 Email : contact@epmedition.com

Parents!

Safety first and foremost!

Is there a carbon monoxide alarm in your house?

Carbon monoxide is an odorless
and colorless **TOXIC GAS**.

It can come from car mufflers,
wood burning stoves, appliances operated
with oil, gas or Kerosene.

Do you and your family know what to do in case of a fire?

Preparing an escape plan increases
the chances of escaping a fire safely.

Everyone must know it! **PRACTICE IT**
with the family and determine
a meeting place where you will
meet in case of an emergency.

Have the smoke alarm batteries been changed lately?

The batteries have
to be changed once a year.

To make sure your smoke alarms are
working properly, make sure that they
are not older than **10 YEARS**, or
(based on the manufacturer's recommendations)

There are many types
of smoke alarms. Get informed!

Do you stay in the kitchen when cooking?

Unattended cooking
is the number one cause
of home fires.

WATCH WHAT YOU HEAT.

Your game plan...

ESCAPE

Do you and your family know what to do in case of a fire?

Strategy

Draw an escape plan by indicating where the windows are. Trace two different ways of getting out of each room. Locate the smoke alarms and indicate on your plan their locations with the letters SA for Smoke Alarm. There should be one near each bedroom and one on every floor.

Practice

Decide on a meeting place at the front of your home.

Don't forget! Each member of your family must know the plan. Practice the plan at least twice a year with your family.

Action

If you hear the smoke alarm, go outside immediately.

Don't forget! No matter the reason, never go back inside.

Be cautious at all times!
Be vigilant!

